

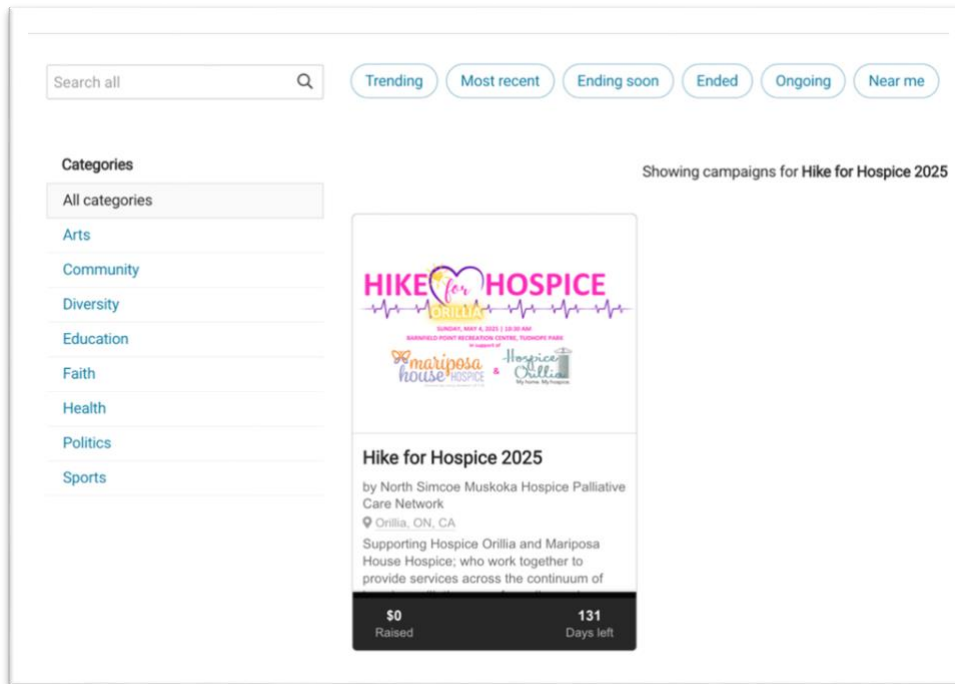


Thank you for supporting the 2025 Hike for Hospice in support of Mariposa House Hospice and Hospice Orillia. Below are instructions on how to create your online page to help collect pledges in support of your Hike. If you prefer to submit your pledges by way of cheque, please make your cheque out to Hospice Orillia and mail it to the address below:

Hike for Hospice
C/O Hospice Orillia
169 Front St. South
Orillia, ON L3V 4S8

Please note: All proceeds from the Hike for Hospice support Hospice Orillia and Mariposa House Hospice regardless of the method of payment received.

1. Visit the Hike for Hospice campaign page on the Charity Village Giving Platform (<https://give.charityvillage.com>) by searching any of the following: Hike for Hospice 2025, Hospice Orillia, Mariposa House Hospice, Orillia



Alternatively, you can scan the QR Code below or visit: <https://bit.ly/H4H25R>



2. Click on the Register Button

Hike for Hospice 2025

Subscribe

HIKE for HOSPICE

ORILLIA

SUNDAY, MAY 4, 2025 | 10:30 AM
BARNFIELD POINT RECREATION CENTRE, TUDHOPE PARK
in support of

mariposa house HOSPICE & Hospice Orillia
My home. My hospice.

\$0 raised

0% of \$60k goal

0 contributors

131 Days left

Register

Donate

Gallery (2)

3. Choose the 'Register as an Individual' option:

When dedicated people get behind a cause, great things can happen.

That's why we need you!

Please join one of our social fundraising teams below. Or create a team of your own. Then share your belief in our cause with your friends on Social Media and email. It's easy and all funds go securely to Hospice Orillia and Mariposa House Hospice. Together with a few good people like you, we can make great things happen for the cause we believe in.

Register as an individual
Sign up and personalize your campaign.

or

Join a team
Pick a team from the list, or search by name for teams or friends.

Choose a team

or

Create your own team
Sign up your own team, personalize your campaign, and invite your friends.

Give your team a name

[Back to campaign](#)

Continue

4. Press Continue and enter information as prompted. Press Save & Continue once you have filled in your personal information as pictured below:

Participants Full Name *

Email Address *

Phone Number *

T-Shirt Size (PLEASE NOTE: Registrations received after April 21st are not guaranteed their shirt size. We will do our best to accommodate all requests and do thank you for your understanding.) *

Select ... ▾

T-Shirt sizes are unisex sizes.

Please provide your loved ones name to have them included in this years T-Shirt artwork. (Please Note: names must be received by April 21st to be included)

This year we will be doing something a bit different and will be including the names of those we are hiking in memory of.

*Required by North Simcoe Muskoka Hospice Palliative Care Network.

[Back](#) [Save & continue](#)

5. Continue to follow prompts and complete the personal message and fundraising goal:

Your personal message

Tell people why our cause matters to you. Short messages and videos by supporters like you are one of our most effective fundraising tools. Add one or both and you'll help us raise more money. *Easy, effective, optional.*

Helping to ensure that our community members have access to the quality care they deserve while living with a life limiting illness and at end of life is something I feel very passionate about. One day we will all require end of life care; together we can help to make it accessible to all!

291 / 1000

[Record video](#) [Upload video](#)

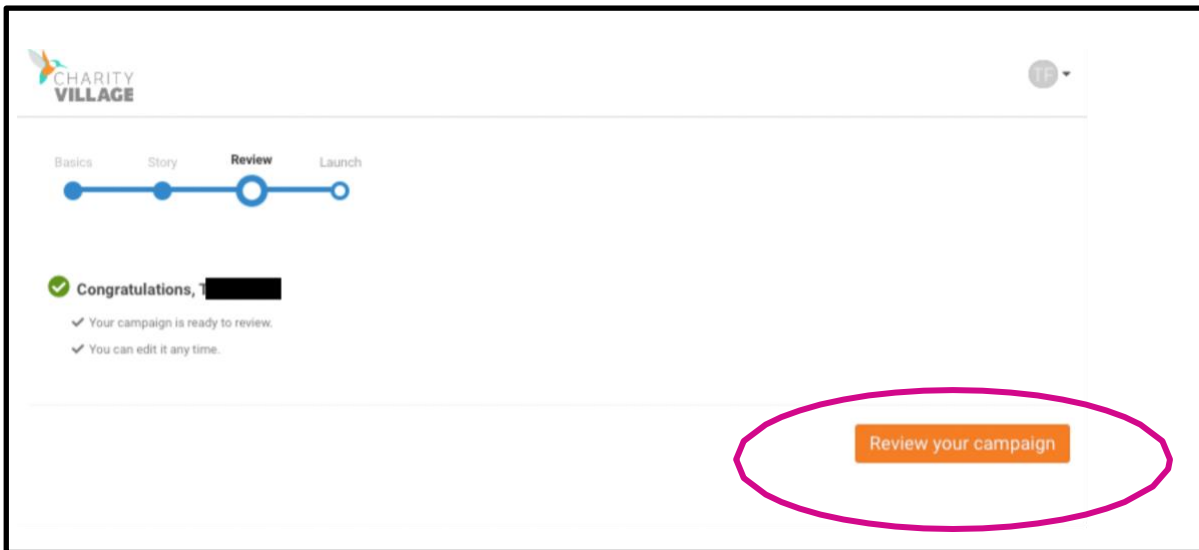
Your personal goal

Set a personal fundraising goal. You'll encourage more contributions if you do. And rest easy. There's no obligation to achieve your goal or bad consequences if you don't. *Easy, optional, effective.*

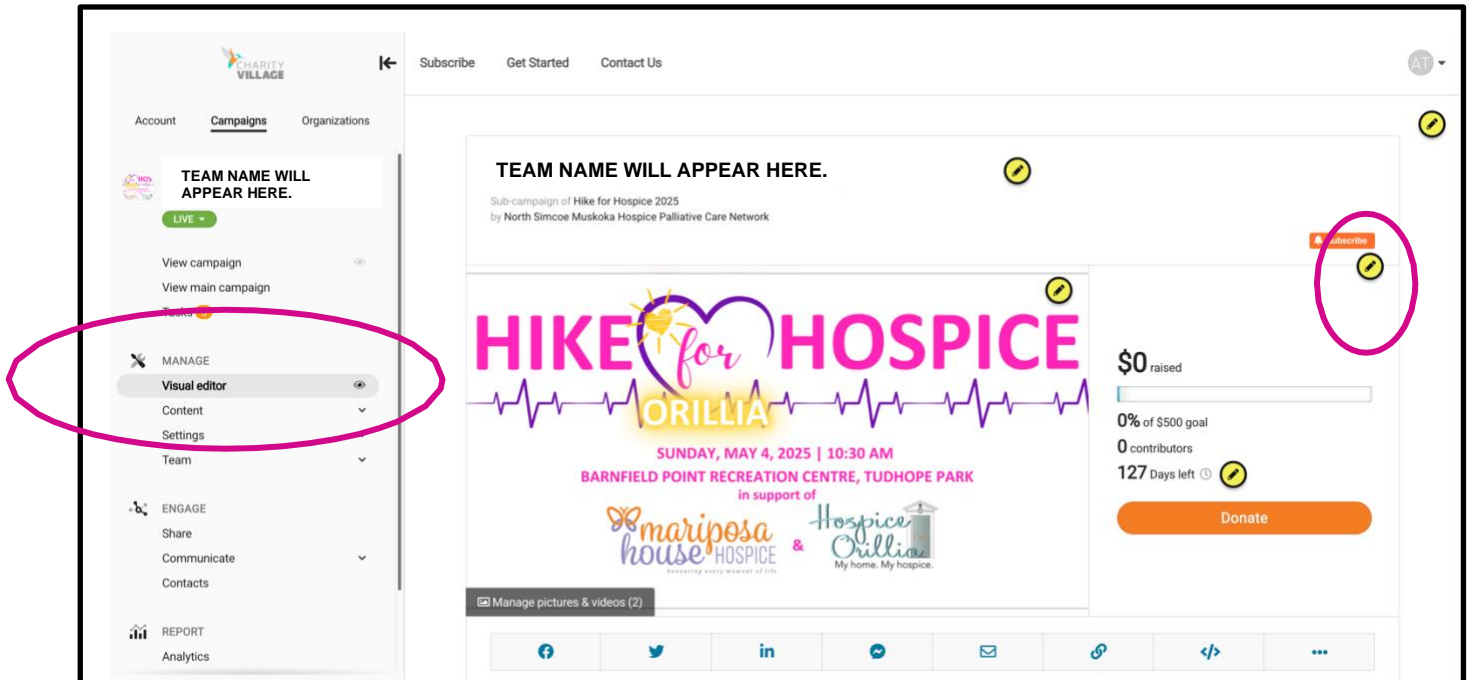
\$ 250.00

[Back](#) [Continue](#)

6. You will now be asked to sign the waiver for the 2024 Hike for Hospice (if you are a minor, you will be required to have your parent/guardian sign a waiver on the day of the Hike as well). Once you have signed the waiver, you will see the following screen, confirming you are now set up and ready to go:



7. Upon completing the above steps you will now be invited to set up a team page if you would like to. You can click save and continue to bypass the creation of a team.
8. At this stage will be able to update various parts of your giving page by clicking on the pencil symbol (see below). If you do not see the pencils, click on the Visual Editor option on the left-hand side of your screen:



Social Media Platforms E-Mail Copy Link Embed on Website More Options

You can share your giving page directly through Charity Village (see above).

Be sure to go back to your page and post updates as you make progress toward your goal, this will allow your supporters to share in your success!

If you have any questions or need any assistance in setting up your page, please email amanda@hospiceorillia.ca or call Amanda at (705) 325-0505 ext. 207.

Have fun and THANK YOU for your support!